











Configuration → Gestion → Accès aux services Web

	Nom	Identifiant	Hôte	Action
<input type="checkbox"/>	xivo-agentd-cli	xivo-agentd-cli	-	 
<input type="checkbox"/>	xivo-agid	xivo-agid	-	 
<input type="checkbox"/>	xivo-ctid	xivo-ctid	-	 
<input type="checkbox"/>	xivo-dird-phoned	xivo-dird-phoned	-	 
<input type="checkbox"/>	xivows	xivows	192.168.0.51	 

 XIVO
https://192.168.0.50:9486/1.1/api/api.json
token
Explore

Available APIs

- [XIVO Agentd](#)
- [XIVO Agid](#)
- [XIVO Auth](#)
- [XIVO Ctid](#)
- [XIVO Confid](#)
- [XIVO Dird](#)

XiVO Confid

Confid exposes an API for managing core resources on a XIVO server such as users, extensions, devices, voicemails, queues, etc. Resources can be associated together to provide additional functionality. For example: By associating a voicemail with a user, calls will automatically fallback on to the voicemail when the user cannot answer.

Implementation notes

Errors

Responses containing errors will have a status code in the 400 or 500 class. A list of error messages will be returned in the body of the response as a JSON-encoded array:

```
[
  "Input error - User not found",
  "Resource error - User not associated to a line"
]
```

Updating resources via PUT

When updating a resource, all fields become optional. In other words, only values that have been changed need to be sent to the server. Please note that this behavior may change in future versions of the API.

Created by Dev Team
 See more at <https://www.xivo.solutions>
 Contact the developer
[GPL v3](#)

- call_logs Show/Hide | List Operations | Expand Operations
- configuration Show/Hide | List Operations | Expand Operations
- cti_profiles Show/Hide | List Operations | Expand Operations
- devices Show/Hide | List Operations | Expand Operations
- lines Show/Hide | List Operations | Expand Operations
- endpoints Show/Hide | List Operations | Expand Operations

Permet de créer des utilisateurs permettant d'interagir avec les API de XiVO.

XiVO est le premier utilisateur de ses webservice.

Documentation (swagger) disponible à l'URL :
<http://< IP DU XIVO>/api/>

L'API fonctionne à l'aide d'un token ayant une durée de vie limitée.

Documentation :
<https://documentation.xivo.solutions/en/2024.05/administrator/system/xivo-auth/xivo-auth.html#xivo-auth>